

Level
2

Penguin Young Readers Factsheets

Story Shop: The Present

Teacher's Notes

Summary of the stories

The Present. Sam and his friend Maria like to watch the deer in the grounds of famous pop star, Jack Lima. When Sam's father gives him pair of binoculars as a present, they catch burglars and make friends with Lima.

Where's my Castle? Tom builds a sandcastle every day for three days, but it keeps disappearing. Only when he sees the tide approaching his creation on the final day does he realize where they have been going!

Background information

The format for this and other titles in the Story Shops series provides shorter reading matter on specific subjects. Pupils can choose between fiction, non-fiction, quizzes, strip stories and very short stories. *Animals and their Babies* and *Funny Animals* are short fun lessons in animal vocabulary and *Fascinating Facts* teaches comparatives through a series of interesting facts about the world. *Tree Shapes* is a vocabulary exercise on trees and *Who Eats What?* is a fun encounter with the eating habits of animals. *Which Present is for You?* helps the pupils to find their ideal present by answering some questions about themselves and *The Game of Footprints* challenges them to match some of their favorite animals with their footprints.

Topics and themes

Animals The Reader can be used as the basis of a class project on animals. Encourage the pupils to draw, color, describe and compare the animals in the illustrations and text. Which animals do the pupils see every day?

The Country Use *Tree Shapes* to encourage the pupils to observe and describe their surroundings and to imagine alternative settings, comparing the seaside (see *Where's my Castle?*) with the city and the countryside, for example. This can lead onto a discussion on holidays.

My House drawing on the family/friends dialogue in *The Present*, the children can describe Lima's house and their own and other peoples.

Making use of the Reader

Interviews To follow up the Film/Media topic of *The Present*, and to practice question forms, split the pupils into pairs of famous person and interviewer. The pupils can re-pair and perform the interview, which can later be recorded on video or audio cassette. Dressing up would enhance this activity.

Fascinating facts Using *Fascinating Facts* as a model and as a follow-up to classroom work on

Film/Media/TV Use *The Present* to discuss famous people and to invite the children to think of what they would say to their favorite star if they met them.

Numbers Height is measured on Pages 6-7 of the Reader with exact measurements. How high is 50 feet? is it as tall as a house, or tree, for example. Or, without using figures, the words 'Biggest/smallest/tallest' make useful vocabulary for a mathematical topic.

World/Environment From *Fascinating Facts*, and *Where's My Sandcastle*, are the themes of water and seas.

comparatives and superlatives, the pupils pick on one topic, rivers, the earth, trees, whales, or the sea and make up questions for a quiz.

Animal charades Write the names of several of the animals featured in the Reader on small slips of paper. Pupils take turns at coming to the front of the class, taking a slip and miming the actions/noises of the animal. The first pupil to answer correctly receives a point.



Story Shop: The Present

Using the accompanying audio cassette

Before listening Give the pupils a list of the animals included in *Animals and their Babies* and *Who Eats What?* Encourage them to come to the board and draw pictures of the animals and, before listening, to talk about the names of their young and their diet. When, during listening, they hear the answer to one of these questions they either stand up, raise their hand or call out.

Watching or listening for specific information/post reading/whole class listening.

Divide the class into two groups ('A' and 'B'). Group A listens to *The Present* and group B to *Where's my Castle*. Pair each member of A with a member of B and monitor them as they relate to each other the stories they have heard.

During watching and listening to *The Present* and *Where's my Castle*, the pupils draw pictures to represent each stage of the story (play the story in around six or eight segments, as appropriate). They will then have a comic strip that they can use to recreate the story in their own words.

Simultaneous reading and listening in groups this helps with intonation and pronunciation. Try giving each pupil a line to practice and then letting the group read the story aloud, a line per person, as appropriate.

Notes on the activities in the Factsheet

Activity 1 The pupils identify animals from small parts of pictures on pages 5 and 9 of the Reader.

Activity 2 The pupils connect vocabulary to illustrations in the Reader.

Activity 3 The pupils complete a comic strip by matching the sentence to the picture. As an extension, the pupils could make up their own words, as speech bubbles.


Activity 4 The pupils answer questions on the Reader. They may answer 'yes' or 'no' or give fuller answers.

Answers to the activities

In the back of the Reader

Before you read

1.



2. a. Tom. b. The thief (N.B. The option in the activity is given as 'Dave', but the thief that speaks these words is the unnamed one).

c. Maria. d. Tom's mom. e. Tom's dad. f. Jack Lima

4. a. beech, hamster, rabbit. b. ash, horse, elephant.

In the Factsheet

- a. Elephant, b. parrot, c. cat, d. deer e. horse, f. monkey.
1. Y. 2. N. 3. Y. 4. Y. 5. N. 6. Y. 7. Y. 8. Y. 9. N.
- The order is 1.e, 2.c, 3.b, 4.a, 5.d.
- (There will be variations on these answers.)
1. No, they don't steal it. 2. No, it is a fawn. 3. Yes, it is called a puppy. 4. No, it's only 350 ft. 5. Yes, an oak is a kind of tree. 6. No, a dog didn't eat the sandcastle. The tide came in.




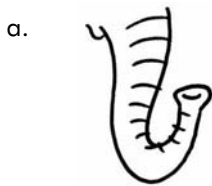
Story Shop: The Present

Name.....

Activity 1

What animal is it? Write your answers under the pictures.

1. a horse, 2. an elephant, 3. a deer, 4. a cat, 5. a monkey, 6. a cow



Activity 2

Look at the book. Can you find all these animals?

Put a next to the animals you can see.

- 1. An elephant
- 2. A hippo
- 3. A monkey
- 4. A kitten
- 5. A giraffe
- 6. A penguin
- 7. A bear
- 8. An ant
- 9. A lion



Story Shop: The Present

Name.....

Activity 3

Look at the pictures. Read the words. Match the sentence to the picture to make a story.

Happy Birthday!

1.



2.



a. What's inside?

b. Help, it's moving!

c. It's a funny present.

d. Oh! it's a puppy.

e. What is it?

3.



5.



4.



Activity 4

Yes or No? Write the right answer.

Example: Does Sam's father gives him a bicycle?

No. He gives him some binoculars.

1. Do the thieves steal Jack Lima's television?

2. Is a baby deer called a cow?

3. Is a baby dog called a puppy?

4. Is the tallest tree 200 feet?

5. Is an oak a type of tree?

6. Did a dog eat Tom's sandcastle?

